



Certain[®] Implant System



Important Product Information

ZimVie Dental Implants

For detailed product information on all ZimVie Dental Implants, refer to the ZimVie Dental Implant IFU ([P-IIS086GI](#)) located at labeling.zimvie.com.

ZimVie Restorative Products

For detailed product information on all ZimVie Restorative Products, refer to the ZimVie Restorative Products IFU ([P-IIS086GR](#)) located at labeling.zimvie.com.

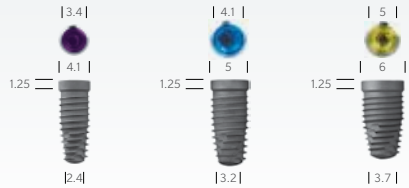

Table of Contents

Implants			
Tapered Certain Internal Connection Implants	4		
T3® with DCD® Platform Switched	4		
T3 with DCD Non-Platform Switched	4		
T3 Platform Switched	4		
T3 Non-Platform Switched	4		
T3 PRO Platform Switched	4		
T3 PRO Non-Platform Switched	4		
Full Osseotite® Tapered Certain PREVAIL®	5		
Full Osseotite Tapered Certain	5		
Parallel Walled Certain Internal Connection Implants	6		
T3 with DCD Platform Switched	6		
T3 with DCD Non-Platform Switched	6		
T3 Platform Switched	6		
T3 Non-Platform Switched	6		
Osseotite 2 Parallel Walled Certain	6		
<hr/>			
Site Preparation Technologies			
Tapered Navigator® System for Guided Surgery	7		
Tapered Navigator Surgical Kit	7		
Tapered Navigator Tap Kit	9		
Tapered Navigator Laboratory Kit	10		
Parallel Walled Navigator System for Guided Surgery	11		
Parallel Walled Navigator Surgical Kit	11		
Parallel Walled Navigator Laboratory Kit	13		
Surgical Kits	14		
Tapered Implant Surgical Kits	14		
Parallel Walled Surgical Kits	17		
Surgical Drill System	19		
W & H Surgical Drilling Units	19		
Advanced Cutting Technology® (ACT®) Twist Drills	20		
Quad Shaping Drills for Tapered Implants	20		
Miscellaneous Drills	20		
Single-Patient Surgical Drills	21		
Initiating Drills	21		
Quad Shaping Drills	21		
ACT Twist Drills	21		
Bone Taps	22		
Dense Bone Taps for Parallel Walled Implants	22		
Dense Bone Taps for Tapered Implants	22		
Tapered Implant Depth Indicators	23		
		Direction Indicators	23
		Bone Profilers	24
		Tapered Osteotomes	25
		Summer Osteotomes	25
		Trephine Burs	25
		Miscellaneous Instrumentation	26
		Screw Removal Tools	27
		Digital Treatment Solutions	28
<hr/>			
		Restorative Components	
		Healing Abutments	29
		Encode® Emergence	29
		Encode	29
		EP® One-piece	29
		Provisional Restorations	30
		PreFormance® Posts	30
		Temporary Cylinders	30
		Definitive Restorations	31
		CAD/CAM Restorations	31
		Patient-Specific Abutments	31
		Express and Flex Ti-Bases	31
		Castable Restorations	32
		UCLA Abutments	32
		Cement-Retained Restorations	32
		GingiHue® Posts	32
		Screw-Retained Restorations	34
		Low Profile Abutments	34
		Overdenture Restorations	35
		OverdenSURE® Abutments	35
		OverdenSURE Attachments	35
		OverdenSURE Tools and Accessories	36
		Screws	37
		Abutment Screws	37
		Retaining Screws	37
		Waxing Screws and Try-In Screws	37
		Bars and Frameworks	38
		Mechanical Driver Kits	39
		Drivers, Driver Tips, and Miscellaneous Restorative Products	40
		Biomaterials Portfolio	41

Tapered Certain Internal Connection Implants

T3 With DCD Platform Switched Implants


Commercially Pure Titanium



Length	4/3 mmP	5/4 mmP	6/5 mmP
8.5 mm	BNPT4385	BNPT5485	BNPT6585
10 mm	BNPT4310	BNPT5410	BNPT6510
11.5 mm	BNPT4311	BNPT5411	BNPT6511
13 mm	BNPT4313	BNPT5413	BNPT6513
15 mm	BNPT4315	BNPT5415	BNPT6515

T3 With DCD Non-Platform Switched Implants

Commercially Pure Titanium



3.25 mmD	4 mmD	5 mmD	6 mmD
BNST3285	BNST485	BNST585	BNST685
BNST3210	BNST410	BNST510	BNST610
BNST3211	BNST411	BNST511	BNST611
BNST3213	BNST413	BNST513	BNST613
BNST3215	BNST415	BNST515	BNST615

T3 Platform Switched Implants

Commercially Pure Titanium

Length	4/3 mmP	5/4 mmP	6/5 mmP
8.5 mm	BOPT4385	BOPT5485	BOPT6585
10 mm	BOPT4310	BOPT5410	BOPT6510
11.5 mm	BOPT4311	BOPT5411	BOPT6511
13 mm	BOPT4313	BOPT5413	BOPT6513
15 mm	BOPT4315	BOPT5415	BOPT6515

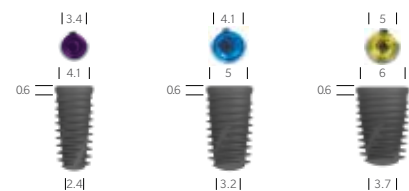
T3 Non-Platform Switched Implants

Commercially Pure Titanium

3.25 mmD	4 mmD	5 mmD	6 mmD
BOST3285	BOST485	BOST585	BOST685
BOST3210	BOST410	BOST510	BOST610
BOST3211	BOST411	BOST511	BOST611
BOST3213	BOST413	BOST513	BOST613
BOST3215	BOST415	BOST515	BOST615

T3 PRO Platform Switched Implants

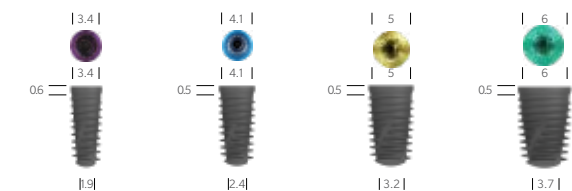
Commercially Pure Titanium



Length	4/3 mmP	5/4 mmP	6/5 mmP
8.5 mm	T3PT4385	T3PT5485	T3PT6585
10 mm	T3PT4310	T3PT5410	T3PT6510
11.5 mm	T3PT4311	T3PT5411	T3PT6511
13 mm	T3PT4313	T3PT5413	T3PT6513
15 mm	T3PT4315	T3PT5415	T3PT6515

T3 PRO Non-Platform Switched Implants

Commercially Pure Titanium



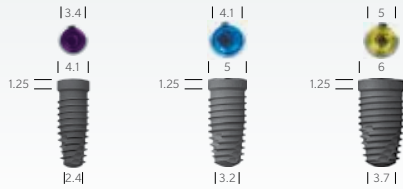

3.25 mmD	4 mmD	5 mmD	6 mmD
T3ST3285	T3ST485	T3ST585	T3ST685
T3ST3210	T3ST410	T3ST510	T3ST610
T3ST3211	T3ST411	T3ST511	T3ST611
T3ST3213	T3ST413	T3ST513	T3ST613
T3ST3215	T3ST415	T3ST515	T3ST615

D = Diameter • P = Restorative Platform



Full Osseotite Tapered Certain PREVAIL

Commercially Pure Titanium




Length	4/3 mmP	5/4 mmP	6/5 mmP
8.5 mm	XIITP4385	XIITP5485	XIITP6585
10 mm	XIITP4310	XIITP5410	XIITP6510
11.5 mm	XIITP4311	XIITP5411	XIITP6511
13 mm	XIITP4313	XIITP5413	XIITP6513
15 mm	XIITP4315	XIITP5415	XIITP6515

Cover Screw Flat (included)	IMCSF34	ICSF41	ICSF50

*Non-Flared 4.1 mmP Cover Screw ICS400 is also available.

Full Osseotite Tapered Certain

Commercially Pure Titanium



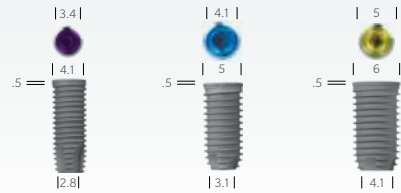

3.25 mmD	4 mmD	5 mmD	6.0 mmD
XIFNT3285	XIFNT485	XIFNT585	XIFNT685
XIFNT3210	XIFNT410	XIFNT510	XIFNT610
XIFNT3211	XIFNT411	XIFNT511	XIFNT611
XIFNT3213	XIFNT413	XIFNT513	XIFNT613
XIFNT3215	XIFNT415	XIFNT515	XIFNT615

IMCSF34	ICSF41	ICSF50	ICSF60

Parallel Walled Certain Internal Connection Implants

T3 With DCD Platform Switched Implants


Commercially Pure Titanium



Length	4/3 mmP	5/4 mmP	6/5 mmP
8.5 mm	BNPS4385	BNPS5485	BNPS6585
10 mm	BNPS4310	BNPS5410	BNPS6510
11.5 mm	BNPS4311	BNPS5411	BNPS6511
13 mm	BNPS4313	BNPS5413	BNPS6513
15 mm	BNPS4315	BNPS5415	BNPS6515
18 mm	—	—	—

T3 With DCD Non-Platform Switched Implants

Commercially Pure Titanium



Length	3.25 mmD	4 mmD	5 mmD	6 mmD
8.5 mm	BNSS385	BNSS485	BNSS585	BNSS685
10 mm	BNSS310	BNSS410	BNSS510	BNSS610
11.5 mm	BNSS311	BNSS411	BNSS511	BNSS611
13 mm	BNSS313	BNSS413	BNSS513	BNSS613
15 mm	BNSS315	BNSS415	BNSS515	BNSS615
18 mm	BNSS318	BNSS418	—	—

T3 Platform Switched Implants

Commercially Pure Titanium

Length	4/3 mmP	5/4 mmP	6/5 mmP
8.5 mm	BOPS4385	BOPS5485	BOPS6585
10 mm	BOPS4310	BOPS5410	BOPS6510
11.5 mm	BOPS4311	BOPS5411	BOPS6511
13 mm	BOPS4313	BOPS5413	BOPS6513
15 mm	BOPS4315	BOPS5415	BOPS6515
18 mm	—	—	—


T3 Non-Platform Switched Implants

Commercially Pure Titanium

Length	3.25 mmD	4 mmD	5 mmD	6 mmD
8.5 mm	BOSS385	BOSS485	BOSS585	BOSS685
10 mm	BOSS310	BOSS410	BOSS510	BOSS610
11.5 mm	BOSS311	BOSS411	BOSS511	BOSS611
13 mm	BOSS313	BOSS413	BOSS513	BOSS613
15 mm	BOSS315	BOSS415	BOSS515	BOSS615
18 mm	BOSS318	BOSS418	—	—

Osseotite 2 Parallel Walled Certain

Commercially Pure Titanium



Length	3.25 mmD	4 mmD	5 mmD	6 mmD
8.5 mm	XIFOSM385	XIFOSS485	XIFOSS585	XIFOSS685
10 mm	XIFOSM310	XIFOSS410	XIFOSS510	XIFOSS610
11.5 mm	XIFOSM311	XIFOSS411	XIFOSS511	XIFOSS611
13 mm	XIFOSM313	XIFOSS413	XIFOSS513	XIFOSS613
15 mm	XIFOSM315	XIFOSS415	XIFOSS515	XIFOSS615

Cover Screw Flat (included)	IMCSF34	ICSF41	ICSF50	ICSF60

*Non-Flared 4.1 mmP Cover Screw ICS400 is also available.

D = Diameter • P = Restorative Platform

Tapered Navigator System for Guided Surgery

Site Preparation Technologies

Tapered Navigator Surgical Kit

For Tapered Implants Including:

- Certain 3.25, 4, and 5 mm Implants
- Prevail 4/3 and 5/4 Implants

The Navigator System helps clinicians transform computer-based planning into practical implant placement with an opportunity for immediate provisionalization.

Features specific to the Navigator System include:

- Depth-specific instrumentation for preparation and implant placement
- Control of hex-orientation to fabricate and deliver provisional restorations immediately following implant placement
- Open architecture compatibility that provides freedom to choose among leading planning software solutions

SGTIKIT Tapered Navigator Surgical Kit



Description	Item No.	SGTIKIT
Tapered Navigator Surgical Tray	SGTTRAY	•
Tapered Navigator Tissue Punch, 4.1 mmD	SGTTP4	•
Tapered Navigator Tissue Punch, 5 mmD	SGTTP5	•
Tapered Navigator Cortical Perforator, 4.1 mmD - Short	SGTCP4S	•
Tapered Navigator Cortical Perforator, 4.1 mmD - Long	SGTCP4L	•
Tapered Navigator Cortical Perforator, 5 mmD - Short	SGTCP5S	•
Tapered Navigator Cortical Perforator, 5 mmD - Long	SGTCP5L	•
Tapered Navigator Twist Drill, 1.9 mmD x A(L)	SGTD19A	•
Tapered Navigator Twist Drill, 1.9 mmD x B(L)	SGTD19B	•
Tapered Navigator Twist Drill, 1.9 mmD x C(L)	SGTD19C	•
Tapered Navigator Twist Drill, 1.9 mmD x D(L)	SGTD19D	•
Tapered Navigator Twist Drill, 1.9 mmD x E(L)	SGTD19E	•
Tapered Navigator Twist Drill, 1.9 mmD x F(L)	SGTD19F	•
Tapered Navigator Twist Drill, 1.9 mmD x G(L)	SGTD19G	•
Tapered Navigator Countersink Drill, 3.4 mmD - Short	MSGTCD5	•
Tapered Navigator Countersink Drill, 4.1 mmD - Short	SGTCD4S	•
Tapered Navigator Countersink Drill, 5 mmD - Short	SGTCD5S	•
Tapered Navigator Countersink Drill, 3.4 mmD - Long	MSGTCDL	•
Tapered Navigator Countersink Drill, 4.1 mmD - Long	SGTCD4L	•
Tapered Navigator Countersink Drill, 5 mmD - Long	SGTCD5L	•
Tapered Navigator Shaping Drill, 3.25 mmD x 8.5 mmL - Short	MSGTD85S	•
Tapered Navigator Shaping Drill, 3.25 mmD x 10 mmL - Short	MSGTD10S	•
Tapered Navigator Shaping Drill, 3.25 mmD x 11.5 mmL - Short	MSGTD11S	•
Tapered Navigator Shaping Drill, 3.25 mmD x 13 mmL - Short	MSGTD13S	•
Tapered Navigator Shaping Drill, 3.25 mmD x 15 mmL - Short	MSGTD15S	•
Tapered Navigator Shaping Drill, 4.1 mmD x 8.5 mmL - Short	SGTD485S	•
Tapered Navigator Shaping Drill, 4.1 mmD x 10 mmL - Short	SGTD410S	•
Tapered Navigator Shaping Drill, 4.1 mmD x 11.5 mmL - Short	SGTD411S	•
Tapered Navigator Shaping Drill, 4.1 mmD x 13 mmL - Short	SGTD413S	•
Tapered Navigator Shaping Drill, 4.1 mmD x 15 mmL - Short	SGTD415S	•
Tapered Navigator Shaping Drill, 5 mmD x 8.5 mmL - Short	SGTD585S	•

Tapered Navigator Surgical Kit (Continued)

Description	Item No.	SGTIKIT
Tapered Navigator Shaping Drill, 5 mmD x 10 mmL - Short	SGTD510S	•
Tapered Navigator Shaping Drill, 5 mmD x 11.5 mmL - Short	SGTD511S	•
Tapered Navigator Shaping Drill, 5 mmD x 13 mmL - Short	SGTD513S	•
Tapered Navigator Shaping Drill, 5 mmD x 15 mmL - Short	SGTD515S	•
Tapered Navigator Shaping Drill, 3.25 mmD x 8.5 mmL - Long	MSGTD85L	•
Tapered Navigator Shaping Drill, 3.25 mmD x 10 mmL - Long	MSGTD10L	•
Tapered Navigator Shaping Drill, 3.25 mmD x 11.5 mmL - Long	MSGTD11L	•
Tapered Navigator Shaping Drill, 3.25 mmD x 13 mmL - Long	MSGTD13L	•
Tapered Navigator Shaping Drill, 3.25 mmD x 15 mmL - Long	MSGTD15L	•
Tapered Navigator Shaping Drill, 4.1 mmD x 8.5 mmL - Long	SGTD485L	•
Tapered Navigator Shaping Drill, 4.1 mmD x 10 mmL - Long	SGTD410L	•
Tapered Navigator Shaping Drill, 4.1 mmD x 11.5 mmL - Long	SGTD411L	•
Tapered Navigator Shaping Drill, 4.1 mmD x 13 mmL - Long	SGTD413L	•
Tapered Navigator Shaping Drill, 4.1 mmD x 15 mmL - Long	SGTD415L	•
Tapered Navigator Shaping Drill, 5 mmD x 8.5 mmL - Long	SGTD585L	•
Tapered Navigator Shaping Drill, 5 mmD x 10 mmL - Long	SGTD510L	•
Tapered Navigator Shaping Drill, 5 mmD x 11.5 mmL - Long	SGTD511L	•
Tapered Navigator Shaping Drill, 5 mmD x 13 mmL - Long	SGTD513L	•
Tapered Navigator Shaping Drill, 5 mmD x 15 mmL - Long	SGTD515L	•
Tapered Navigator Twist Drill Positioning Handle	SGTDPHT	•
Tapered Navigator Reduction Drill Positioning Handle	SGTDPHR	•
Handpiece Connector	MDR10	•
Narrow Right Angle Large Hexed Driver Tip, 24 mmL	RASH3N	•
Posterior Large Hexed Driver, 17 mmL	PHD02N	•
Ratchet Extension, 6 mmL - Short	RE100	•
Ratchet Extension, 15 mmL - Long	RE200	•
Ratchet Wrench	WR150	•
Open End Wrench	CW100	•
Navigator Certain Implant Mount, 3.4 mmD - Short	MSGIIMS	•
Navigator Certain Implant Mount, 3.4 mmD - Long	MSGIIML	•
Navigator Certain Implant Mount, 4.1 mmD - Short	SGIIM4S	•
Navigator Certain Implant Mount, 4.1 mmD - Long	SGIIM4L	•
Navigator Certain Implant Mount, 5 mmD - Short	SGIIM5S	•
Navigator Certain Implant Mount, 5 mmD - Long	SGIIM5L	•

Tapered Navigator Tap Kit

For Tapered Implants Including:

- Certain 3.25, 4, and 5 mm Implants
- Prevail 4/3 and 5/4 Implants

Tapered Navigator Tap Kit (Included under SGTIKIT)



Description	Item No.	SGTIKIT
Tapered Navigator Bone Tap Tray	SGTTAPT	•
Tapered Navigator Bone Tap, 3.25 mmD x 8.5 mmL - Short	MSGTT85S	•
Tapered Navigator Bone Tap, 3.25 mmD x 10 mmL - Short	MSGTT10S	•
Tapered Navigator Bone Tap, 3.25 mmD x 11.5 mmL - Short	MSGTT11S	•
Tapered Navigator Bone Tap, 3.25 mmD x 13 mmL - Short	MSGTT13S	•
Tapered Navigator Bone Tap, 3.25 mmD x 15 mmL - Short	MSGTT15S	•
Tapered Navigator Bone Tap, 4.1 mmD x 8.5 mmL - Short	SGTT485S	•
Tapered Navigator Bone Tap, 4.1 mmD x 10 mmL - Short	SGTT410S	•
Tapered Navigator Bone Tap, 4.1 mmD x 11.5 mmL - Short	SGTT411S	•
Tapered Navigator Bone Tap, 4.1 mmD x 13 mmL - Short	SGTT413S	•
Tapered Navigator Bone Tap, 4.1 mmD x 15 mmL - Short	SGTT415S	•
Tapered Navigator Bone Tap, 5 mmD x 8.5 mmL - Short	SGTT585S	•
Tapered Navigator Bone Tap, 5 mmD x 10 mmL - Short	SGTT510S	•
Tapered Navigator Bone Tap, 5 mmD x 11.5 mmL - Short	SGTT511S	•
Tapered Navigator Bone Tap, 5 mmD x 13 mmL - Short	SGTT513S	•
Tapered Navigator Bone Tap, 5 mmD x 15 mmL - Short	SGTT515S	•
Tapered Navigator Bone Tap, 3.25 mmD x 8.5 mmL - Long	MSGTT85L	•
Tapered Navigator Bone Tap, 3.25 mmD x 10 mmL - Long	MSGTT10L	•
Tapered Navigator Bone Tap, 3.25 mmD x 11.5 mmL - Long	MSGTT11L	•
Tapered Navigator Bone Tap, 3.25 mmD x 13 mmL - Long	MSGTT13L	•
Tapered Navigator Bone Tap, 3.25 mmD x 15 mmL - Long	MSGTT15L	•
Tapered Navigator Bone Tap, 4.1 mmD x 8.5 mmL - Long	SGTT485L	•
Tapered Navigator Bone Tap, 4.1 mmD x 10 mmL - Long	SGTT410L	•
Tapered Navigator Bone Tap, 4.1 mmD x 11.5 mmL - Long	SGTT411L	•
Tapered Navigator Bone Tap, 4.1 mmD x 13 mmL - Long	SGTT413L	•
Tapered Navigator Bone Tap, 4.1 mmD x 15 mmL - Long	SGTT415L	•
Tapered Navigator Bone Tap, 5 mmD x 8.5 mmL - Long	SGTT585L	•
Tapered Navigator Bone Tap, 5 mmD x 10 mmL - Long	SGTT510L	•
Tapered Navigator Bone Tap, 5 mmD x 11.5 mmL - Long	SGTT511L	•
Tapered Navigator Bone Tap, 5 mmD x 13 mmL - Long	SGTT513L	•
Tapered Navigator Bone Tap, 5 mmD x 15 mmL - Long	SGTT515L	•

Tapered Navigator Laboratory Kit

For Tapered Implants Including:

- Certain 3.25, 4, and 5 mm Implants
- Prevail 4/3 and 5/4 Implants

SGTILKIT

Tapered Navigator Laboratory Kit



Description	Item No.	SGTILKIT
Tapered Navigator Laboratory Tray	SGTLTRAY	•
Navigator Certain Analog Mount, 3.4 mmD - Short	MSGIAMS	•
Navigator Certain Analog Mount, 4.1 mmD - Short	SGIAM4S	•
Navigator Certain Analog Mount, 5 mmD - Short	SGIAM5S	•
Navigator Certain Analog Mount, 3.4 mmD - Long	MSGIAML	•
Navigator Certain Analog Mount, 4.1 mmD - Long	SGIAM4L	•
Navigator Certain Analog Mount, 5 mmD - Long	SGIAM5L	•

Parallel Walled Navigator System for Guided Surgery

Site Preparation Technologies

Parallel Walled Navigator Surgical Kit

For Parallel Walled Implants Including:

- Certain 3.25, 4, and 5 mm Implants

The Navigator System helps clinicians transform computer-based planning into practical implant placement with an opportunity for immediate provisionalization.

Features specific to the Navigator System include:

- Depth-specific instrumentation for preparation and implant placement
- Control of hex-orientation to fabricate and deliver provisional restorations immediately following implant placement
- Open architecture compatibility that provides freedom to choose among leading planning software solutions

SGKIT Parallel Walled Navigator Surgical Kit



Description	Item No.	SGKIT
Navigator Surgical Tray	SGTRAY	•
Navigator Tissue Punch, 4.1 mmD	SGTP4	•
Navigator Tissue Punch, 5 mmD	SGTP5	•
Navigator Starter Drill, 3.4 mmD	MSGSD	•
Navigator Starter Drill, 3/4 mmD	SGSD34	•
Navigator Starter Drill, 4.1 mmD	SGSD4	•
Navigator Starter Drill, 4/5 mmD	SGSD45	•
Navigator Certain Starter Drill, 5 mmD	SGISD5	•
Navigator Twist Drill, 2 mmD x A(L)	SGD2A	•
Navigator Twist Drill, 2 mmD x B(L)	SGD2B	•
Navigator Twist Drill, 2 mmD x C(L)	SGD2C	•
Navigator Twist Drill, 2 mmD x D(L)	SGD2D	•
Navigator Twist Drill, 2 mmD x E(L)	SGD2E	•
Navigator Twist Drill, 2.75 mmD x A(L)	SGD275A	•
Navigator Twist Drill, 2.75 mmD x B(L)	SGD275B	•
Navigator Twist Drill, 2.75 mmD x C(L)	SGD275C	•
Navigator Twist Drill, 2.75 mmD x D(L)	SGD275D	•
Navigator Twist Drill, 2.75 mmD x E(L)	SGD275E	•
Navigator Twist Drill, 3 mmD x A(L)	SGD3A	•
Navigator Twist Drill, 3 mmD x B(L)	SGD3B	•
Navigator Twist Drill, 3 mmD x C(L)	SGD3C	•
Navigator Twist Drill, 3 mmD x D(L)	SGD3D	•
Navigator Twist Drill, 3 mmD x E(L)	SGD3E	•
Navigator Twist Drill, 3.25 mmD x A(L)	SGD325A	•
Navigator Twist Drill, 3.25 mmD x B(L)	SGD325B	•
Navigator Twist Drill, 3.25 mmD x C(L)	SGD325C	•
Navigator Twist Drill, 3.25 mmD x D(L)	SGD325D	•
Navigator Twist Drill, 3.25 mmD x E(L)	SGD325E	•
Navigator Twist Drill, 3.85 mmD x A(L)	SGD385A	•
Navigator Twist Drill, 3.85 mmD x B(L)	SGD385B	•
Navigator Twist Drill, 3.85 mmD x C(L)	SGD385C	•
Navigator Twist Drill, 4.25 mmD x A(L)	SGD425A	•

Parallel Walled Navigator Surgical Kit (Continued)

Description	Item No.	SGKIT
Navigator Twist Drill, 4.25 mmD x B(L)	SGD425B	•
Navigator Twist Drill, 4.25 mmD x C(L)	SGD425C	•
Navigator Bone Tap, 3.25 mmD	MSGTAP	•
Navigator Bone Tap, 4.1 mmD	SGTAP4	•
Navigator Bone Tap, 4/5 mmD	SGTAP45	•
Navigator Bone Tap, 5 mmD	SGTAP5	•
Navigator Drill Positioning Handle 1	SGDPH1	•
Navigator Drill Positioning Handle 2	SGDPH2	•
Navigator Drill Positioning Handle 3	SGDPH3	•
Navigator Drill Positioning Handle 4	SGDPH4	•
Navigator Drill Positioning Handle 5	SGDPH5	•
Narrow Right Angle Large Hexed Driver Tip, 24 mmL	RASH3N	•
Open End Wrench	CW100	•
Ratchet Wrench	WR150	•
Handpiece Connector	MDR10	•
Posterior Large Hexed Driver, 17 mmL	PHD02N	•
Ratchet Extension - Short, 6 mmL	RE100	•
Ratchet Extension - Long, 15 mmL	RE200	•
Navigator Certain Implant Mount, 3.4 mmD x 1(L)	MSGIIM1	•
Navigator Certain Implant Mount, 3.4 mmD x 2(L)	MSGIIM2	•
Navigator Certain Implant Mount, 3.4 mmD x 3(L)	MSGIIM3	•
Navigator Certain Implant Mount, 3.4 mmD x 4(L)	MSGIIM4	•
Navigator Certain Implant Mount, 4.1 mmD x 1(L)	SGIIM41	•
Navigator Certain Implant Mount, 4.1 mmD x 2(L)	SGIIM42	•
Navigator Certain Implant Mount, 4.1 mmD x 3(L)	SGIIM43	•
Navigator Certain Implant Mount, 4.1 mmD x 4(L)	SGIIM44	•
Navigator Certain Implant Mount, 5 mmD x 1(L)	SGIIM51	•
Navigator Certain Implant Mount, 5 mmD x 2(L)	SGIIM52	•
Navigator Certain Implant Mount, 5 mmD x 3(L)	SGIIM53	•
Navigator Certain Implant Mount, 5 mmD x 4(L)	SGIIM54	•

The following items are not included in the Navigator Surgical Kit, but can be ordered separately, as needed, through ZimVie Dental Customer Service:

Description	Item No.
Navigator Twist Drill, 2 mmD x Y(L)	SGD2Y
Navigator Twist Drill, 2 mmD x Z(L)	SGD2Z
Navigator Twist Drill, 2.75 mmD x Y(L)	SGD275Y
Navigator Twist Drill, 2.75 mmD x Z(L)	SGD275Z
Navigator Twist Drill, 3 mmD x Y(L)	SGD3Y
Navigator Twist Drill, 3 mmD x Z(L)	SGD3Z

Description	Item No.
Navigator Twist Drill, 3.25 mmD x Y(L)	SGD325Y
Navigator Twist Drill, 3.25 mmD x Z(L)	SGD325Z
Navigator Twist Drill, 3.85 mmD x Y(L)	SGD385Y
Navigator Twist Drill, 3.85 mmD x Z(L)	SGD385Z
Navigator Twist Drill, 4.25 mmD x Y(L)	SGD425Y
Navigator Twist Drill, 4.25 mmD x Z(L)	SGD425Z

D = Diameter • L = Length

Parallel Walled Navigator Laboratory Kit

SGKIT

Parallel Walled Navigator Laboratory Kit



Description	Item No.	SGLKIT
Navigator Laboratory Tray	SGLTRAY	•
Navigator Certain Analog Mount, 3.4 mmD x 1(L)	MSGIAM1	•
Navigator Certain Analog Mount, 3.4 mmD x 2(L)	MSGIAM2	•
Navigator Certain Analog Mount, 3.4 mmD x 3(L)	MSGIAM3	•
Navigator Certain Analog Mount, 3.4 mmD x 4(L)	MSGIAM4	•
Navigator Certain Analog Mount, 4.1 mmD x 1(L)	SGIAM41	•
Navigator Certain Analog Mount, 4.1 mmD x 2(L)	SGIAM42	•
Navigator Certain Analog Mount, 4.1 mmD x 3(L)	SGIAM43	•
Navigator Certain Analog Mount, 4.1 mmD x 4(L)	SGIAM44	•
Navigator Certain Analog Mount, 5 mmD x 1(L)	SGIAM51	•
Navigator Certain Analog Mount, 5 mmD x 2(L)	SGIAM52	•
Navigator Certain Analog Mount, 5 mmD x 3(L)	SGIAM53	•
Navigator Certain Analog Mount, 5 mmD x 4(L)	SGIAM54	•

Surgical Kits

Site Preparation Technologies

Tapered Implant Surgical Kits

QNTSK40 Premium Kit



SLIMKT Slim Kit - Certain

SLIMKTE Slim Kit - External Hex



Description	Item No.	Premium Kit	Upgrade Kit	Starter (Basic) Kit	External Hex	Certain
		QNTSK40	QNTSK40U	QNTSK20	SLIMKTE	SLIMKT
Quad Shaping Drill, 3.25 mmD x 8.5 mmL	QSD3285	•	•		•	•
Quad Shaping Drill, 3.25 mmD x 10 mmL	QSD3210	•	•	•	•	•
Quad Shaping Drill, 3.25 mmD x 11.5 mmL	QSD3211	•	•	•	•	•
Quad Shaping Drill, 3.25 mmD x 13 mmL	QSD3213	•	•	•	•	•
Quad Shaping Drill, 3.25 mmD x 15 mmL	QSD3215	•	•			
Quad Shaping Drill, 4 mmD x 8.5 mmL	QSD485	•	•		•	•
Quad Shaping Drill, 4 mmD x 10 mmL	QSD410	•	•	•	•	•
Quad Shaping Drill, 4 mmD x 11.5 mmL	QSD411	•	•	•	•	•
Quad Shaping Drill, 4 mmD x 13 mmL	QSD413	•	•	•	•	•
Quad Shaping Drill, 4 mmD x 15 mmL	QSD415	•	•			
Quad Shaping Drill, 5 mmD x 8.5 mmL	QSD585	•	•			
Quad Shaping Drill, 5 mmD x 10 mmL	QSD510	•	•	•		
Quad Shaping Drill, 5 mmD x 11.5 mmL	QSD511	•	•	•		
Quad Shaping Drill, 5 mmD x 13 mmL	QSD513	•	•	•		
Quad Shaping Drill, 5 mmD x 15 mmL	QSD515	•	•			
Quad Shaping Drill, 6 mmD x 8.5 mmL	QSD685	•	•			
Quad Shaping Drill, 6 mmD x 10 mmL	QSD610	•	•			
Quad Shaping Drill, 6 mmD x 11.5 mmL	QSD611	•	•			
Quad Shaping Drill, 6 mmD x 13 mmL	QSD613	•	•			
Quad Shaping Drill, 6 mmD x 15 mmL	QSD615	•	•			
Dense Bone Tap, 3.25 mmD x 8.5 mmL	NTAP3285	•	•		•	•
Dense Bone Tap, 3.25 mmD x 10 mmL	NTAP3210	•	•	•	•	•
Dense Bone Tap, 3.25 mmD x 11.5 mmL	NTAP3211	•	•	•	•	•
Dense Bone Tap, 3.25 mmD x 13 mmL	NTAP3213	•	•	•	•	•
Dense Bone Tap, 3.25 mmD x 15 mmL	NTAP3215	•	•			
Dense Bone Tap, 4 mmD x 8.5 mmL	NTAP485	•	•		•	•
Dense Bone Tap, 4 mmD x 10 mmL	NTAP410	•	•	•	•	•
Dense Bone Tap, 4 mmD x 11.5 mmL	NTAP411	•	•	•	•	•
Dense Bone Tap, 4 mmD x 13 mmL	NTAP413	•	•	•	•	•
Dense Bone Tap, 4 mmD x 15 mmL	NTAP415	•	•			

D = Diameter • L = Length

Tapered Implant Surgical Kits (Continued)

Description	Item No.	Premium Kit	Upgrade Kit	Starter (Basic) Kit	External Hex	Certain
		QNTSK40	QNTSK40U	QNTSK20	SLIMKTE	SLIMKT
Dense Bone Tap, 5 mmD x 8.5 mmL	NTAP585	•	•			
Dense Bone Tap, 5 mmD x 10 mmL	NTAP510	•	•	•		
Dense Bone Tap, 5 mmD x 11.5 mmL	NTAP511	•	•	•		
Dense Bone Tap, 5 mmD x 13 mmL	NTAP513	•	•	•		
Dense Bone Tap, 5 mmD x 15 mmL	NTAP515	•	•			
Dense Bone Tap, 6 mmD x 8.5 mmL	NTAP685	•	•			
Dense Bone Tap, 6 mmD x 10 mmL	NTAP610	•	•			
Dense Bone Tap, 6 mmD x 11.5 mmL	NTAP611	•	•			
Dense Bone Tap, 6 mmD x 13 mmL	NTAP613	•	•			
Dense Bone Tap, 6 mmD x 15 mmL	NTAP615	•	•			
Tapered Implant Dense Bone Tap Kit Tray	NTAPKT	•	•	•		
Tapered Implant Depth Indicator, 3.25 mmD x 8.5 mmL 3ea.	NTDI3285*	•	•		•	•
Tapered Implant Depth Indicator, 3.25 mmD x 10 mmL	NTDI3210	•	•	•	•	•
Tapered Implant Depth Indicator, 3.25 mmD x 11.5 mmL	NTDI3211	•	•	•	•	•
Tapered Implant Depth Indicator, 3.25 mmD x 13 mmL	NTDI3213	•	•	•	•	•
Tapered Implant Depth Indicator, 3.25 mmD x 15 mmL	NTDI3215	•	•			
Tapered Implant Depth Indicator, 4 mmD x 8.5 mmL 3ea.	NTDI485*	•	•		•	•
Tapered Implant Depth Indicator, 4 mmD x 10 mmL	NTDI410	•	•	•	•	•
Tapered Implant Depth Indicator, 4 mmD x 11.5 mmL	NTDI411	•	•	•	•	•
Tapered Implant Depth Indicator, 4 mmD x 13 mmL	NTDI413	•	•	•	•	•
Tapered Implant Depth Indicator, 4 mmD x 15 mmL	NTDI415	•	•			
Tapered Implant Depth Indicator, 5 mmD x 8.5 mmL 3ea.	NTDI585	•	•			
Tapered Implant Depth Indicator, 5 mmD x 10 mmL	NTDI510	•	•	•		
Tapered Implant Depth Indicator, 5 mmD x 11.5 mmL	NTDI511	•	•	•		
Tapered Implant Depth Indicator, 5 mmD x 13 mmL	NTDI513	•	•	•		
Tapered Implant Depth Indicator, 5 mmD x 15 mmL	NTDI515	•	•			
Tapered Implant Depth Indicator, 6 mmD x 8.5 mmL 3ea.	NTDI685	•	•			
Tapered Implant Depth Indicator, 6 mmD x 10 mmL	NTDI610	•	•			
Tapered Implant Depth Indicator, 6 mmD x 11.5 mmL	NTDI611	•	•			
Tapered Implant Depth Indicator, 6 mmD x 13 mmL	NTDI613	•	•			
Tapered Implant Depth Indicator, 6 mmD x 15 mmL	NTDI615	•	•			
Certain Countersink Drill, 4 mmD	ICD100	•	•	•	•	•
QSD/NTDI Surgical Tray w/Plastic Insert	QNTSKT	•		•		
Open End Wrench	CW100	•		•	•	
Ratchet Wrench	WR150	•		•		
High Torque Indicating Ratchet Wrench	H-TIRW**				•	•
Ratchet Extension (Short), 6 mmL	RE100	•		•	•	•
Ratchet Extension (Long), 15 mmL	RE200	•		•		

*One (1) each for SLIMKT and SLIMKTE.

**H-TIRW is manufactured by Elos Med Tech and distributed by ZimVie Dental - Packaged Individually.

Tapered Implant Surgical Kits (Continued)

Description	Item No.	Premium Kit	Upgrade Kit	Starter (Basic) Kit	External Hex	Certain
		QNTSK40	QNTSK40U	QNTSK20	SLIMKTE	SLIMKT
Implant Depth Gauge, 20 mmL	DP020	•				
Narrow Posterior Hexed Driver, 17 mmL	PHD00N	•		•	•	
Posterior Large Hexed Driver, 17 mmL	PHD02N	•		•	•	•
Narrow Right Angle Large Hexed Driver Tip, 24 mmL	RASH3N	•		•		
Direction Indicator, 2 mmD x 10 mmL 3ea.	DI100	•				
Handpiece Connector	MDR10	•			•	•
Implant Mount, 3.4 mmD x 15 mmL	MMC15	•			•	
ACT Pointed Starter Drill	ACTPSD	•			•	•
ACT Reusable Twist Drill, 2 mmD x 10 mmL	ACT2010	•				
ACT Reusable Twist Drill, 2 mmD x 15 mmL	ACT2015	•			•	•
ACT Reusable Twist Drill, 2 mmD x 20 mmL	ACT2020	•		•		
ACT Drill Extension	ACTDE	•			•	•
Internal Connection Universal Placement Driver Tip (Short)	IIPDTUS	•		•	•	•
Internal Connection Universal Placement Driver Tip (Long)	IIPDTUL	•		•		
Certain Universal Ratchet Extension Driver (Short), 6 mmL	IRE100U	•				
Certain Universal Ratchet Extension Driver (Long), 15 mmL	IRE200U	•		•	•	•
Certain Driver Replacement O-Rings, 10-pack	IRORDR	•		•		

D = Diameter • L = Length

Parallel Walled Surgical Kits

PSKT40

Premium Kit



Description	Item No.	Premium Kit	Certain Premium Kit	Starter (Basic) Kit
		PSKT40	PSKT35	PSKT01
Plastic Surgical Tray Organizer	PTT3001	•	•	•
Plastic Tray Organizer for PTT3001	PTT100	•		
ACT Reusable Twist Drill, 2 mmD x 10 mmL	ACT2010	•	•	
ACT Reusable Twist Drill, 2 mmD x 15 mmL	ACT2015	•	•	•
ACT Reusable Twist Drill, 2 mmD x 20 mmL	ACT2020	•	•	
ACT Reusable Twist Drill, 2.75 mmD x 10 mmL	ACT2710	•	•	
ACT Reusable Twist Drill, 2.75 mmD x 15 mmL	ACT2715	•	•	•
ACT Reusable Twist Drill, 2.75 mmD x 20 mmL	ACT2720	•		
ACT Reusable Twist Drill, 3.25 mmD x 10 mmL	ACT3210	•	•	
ACT Reusable Twist Drill, 3 mmD x 15 mmL	ACT3015	•	•	•
ACT Reusable Twist Drill, 3.85 mmD x 20 mmL	ACT3820	•	•	•
ACT Reusable Twist Drill, 4.25 mmD x 8.5 mmL	ACT4285	•	•	
ACT Reusable Twist Drill, 4.25 mmD x 13 mmL	ACT4213	•	•	•
ACT Reusable Twist Drill, 4.25 mmD x 18 mmL	ACT4218	•	•	
ACT Reusable Twist Drill, 4.85 mmD x 8.5 mmL	ACT4885	•	•	
ACT Reusable Twist Drill, 4.85 mmD x 13 mmL	ACT4813	•	•	
ACT Reusable Twist Drill, 4.85 mmD x 18 mmL	ACT4818	•	•	
ACT Reusable Twist Drill, 5.25 mmD x 8.5 mmL	ACT5285	•	•	
ACT Reusable Twist Drill, 5.25 mmD x 13 mmL	ACT5213	•	•	
ACT Reusable Twist Drill, 5.25 mmD x 18 mmL	ACT5218	•	•	
ACT Drill Extension	ACTDE	•	•	•
Countersink/Pilot Drill, 5 mmD	CD500	•	•	•

Parallel Walled Surgical Kits (Continued)

Description	Item No.	Premium Kit	Certain Premium Kit	Starter (Basic) Kit
		PSKT40	PSKT35	PSKT01
Certain Countersink Drill, 4 mmD	ICD100	•	•	•
Countersink Depth Indicator for ICD100	ICDI100	•	•	•
Countersink Drill, 4.1 mmD	CD100	•		•
Countersink/Pilot Drill, 6 mmD	CD600	•	•	
Pilot Drill, 2-3 mmD	PD100	•	•	•
Implant Dense Bone Tap, 3.25 mmD x 18 mmL	MTAP2	•	•	
Implant Dense Bone Tap, 4 mmD x 13 mmL	TAP413	•	•	
Implant Dense Bone Tap, 5 mmD x 13 mmL	TAP53S	•	•	
Implant Dense Bone Tap, 6 mmD x 13 mmL	TAP63S	•		
Osseotite 2 Dense Bone Tap, 5 mmD x 7-13 mmL	XTAP53S	•	•	
Osseotite 2 Dense Bone Tap, 6 mmD x 7-13 mmL	XTAP63S	•		
Internal Connection Universal Placement Driver Tip (Short)	IIPDTUS	•	•	•
Internal Connection Universal Placement Driver Tip (Long)	IIPDTUL	•	•	•
Certain Implant Driver Tip (Short), 3.4 mmD	IMPDTS	•	•	
Certain Implant Driver Tip (Long), 3.4 mmD	IMPDTL	•	•	•
Certain Implant Placement Driver Tip (Short), 4.1, 5, 6 mmD	IIPDTS	•	•	•
Certain Implant Placement Driver Tip (Long), 4.1, 5, 6 mmD	IIPDTL	•	•	•
Certain Universal Ratchet Extension Driver (Short), 6 mmL	IRE100U	•	•	•
Certain Universal Ratchet Extension Driver (Long), 15 mmL	IRE200U	•	•	•
Narrow Small Hexed Hand Driver, 17 mmL	PHD00N	•		•
Narrow Large Hexed Hand Driver, 17 mmL	PHD02N	•	•	•
Narrow Large Hexed Driver, Tip 24 mmL	RASH3N	•	•	•
Driver Tip Replacement O-Rings, 10-pack	IRORDR	•	•	
Handpiece Connector	MDR10	•	•	•
Open End Wrench	CW100	•		•
Ratchet Wrench	WR150	•	•	•
Ratchet Extension (Short), 6 mmL	RE100	•		•
Ratchet Extension (Long), 15 mmL	RE200	•	•	•
Implant Depth Gauge, 20 mmL	DP020	•	•	•
Implant Mount, 3.4 mmD x 15 mmL	MMC15	•		•
Direction Indicator, 2 mmD x 10 mmL 3ea.	DI100	•	•	•
Stainless Steel Round Drill, 2 mmD	RD100	•	•	•

D = Diameter • L = Length

Surgical Drill System

Site Preparation Technologies

W&H Surgical Drilling Unit and Osstell ISQ Module*

The surgical drill system is ideal for implantology with its automatic thread cutter function, automatic torque control, and the Osstell ISQ module for measuring implants stability.



Description	Item No.	
Drill Systems		
SI-1023 control unit, 230 V	30288000	
SI-1015 control unit, 120 V	30289000	
Motors		
EM-19 LC electric motor for SI-1015, w/LED & light contacts (LC), 1.8 m cable	30281000	
EM-19 electric motor for SI-1015, without LED+ & light contacts (LC), 1.8 m cable	30185000	
EM-19 LC electric motor for SI-1015, w/light contacts (LC), 3.5 m cable	30281001	
Handpieces		
WS-75 L, contra-angle 20:1, mini LED+ for EM-19 LC motor	30033000	
WS-56 L, contra-angle 1:1, mini LED+ for EM-19 LC motor	30040000	
WS-56 L G, contra-angle 1:1, self-generating mini LED+	30039000	
WS-75 L G, contra-angle 20:1, self-generating mini LED+	30032000	
Foot Controls		
S-NW wireless foot control w/CAN dongle; compatible w/SI-1023, SI-1015	30264000	
S-NW wireless foot control w/SPI dongle; compatible w/ SI-915 & Piezomed SA-320	30264001	
S-N2 foot control w/cable, compatible w/SI-1015, SI-1023	30285000	
Accessories		
W&H Osstell ISQ module, for SI-1015 ,SI-1023	30210000	
W&H Osstell Measuring Probe	07721100	
Wifi dongle CAN-Bus; SI-1015, SI-1023	07759700	
Wifi dongle SPI; SI-915 & Piezomed SA-320	07795800	
Universal Motor Holder	07721800	
W&H Osstell Test Peg	07849900	
SmartPeg Mount	07460300	
SmartPegs	U.S. and Canada	VLC - Europe
W&H SmartPeg Type 1 - 100353, Pack of 5	07982750-D	07982750
W&H SmartPeg Type 4 - 100350, Pack of 5	07982740-D	07982740
W&H SmartPeg Type 15 - 100386, Pack of 5	07982880-D	07982880
W&H SmartPeg Type 26 - 100425, Pack of 5	07982970-D	07982970
W&H SmartPeg Type 27 - 100431, Pack of 5	07982980-D	07982980
W&H SmartPeg Type 30 - 100436, Pack of 5	07983000-D	07983000
W&H SmartPeg Type 32 - 100440, Pack of 5	07985770-D	07985770
W&H SmartPeg Type 33 - 100442, Pack of 5	07983020-D	07983020
W&H SmartPeg Type 34 - 100444, Pack of 5	07983030-D	07983030
W&H SmartPeg Type 35 - 100446, Pack of 5	07983040-D	07983040
W&H SmartPeg Type 45 - 100472, Pack of 5	07983080-D	07983080
W&H SmartPeg Type 60 - 100543, Pack of 5	07983190-D	07983190

*Not available in all markets

Surgical Drills

Site Preparation Technologies

Advanced Cutting Technology (ACT) Twist Drills

Features include:

- Two-flute design for efficient cutting
- Alternating lines and bands enhance depth mark visibility and drill orientation in the osteotomy
- Matte finish to reduce glare
- Non-Irrigated Reusable



Implant Lengths	Drill Lengths	2 mmD	2.3 mmD	2.75 mmD	3 mmD	3.15 mmD	3.25 mmD	3.85 mmD	4.25 mmD	4.85 mmD	5.25 mmD
7 – 8.5 mm	8.5 mm	—	—	—	—	—	—	—	ACT4285	ACT4885	ACT5285
7 – 10 mm	10 mm	ACT2010	—	ACT2710	ACT3010	ACT3110	ACT3210	ACT3810	—	—	—
7 – 13 mm	13 mm	—	—	—	—	—	—	—	ACT4213	ACT4813	ACT5213
7 – 15 mm	15 mm	ACT2015	—	ACT2715	ACT3015	ACT3115	ACT3215	ACT3815	—	—	—
7 – 18 mm	18 mm	—	—	—	—	—	—	—	ACT4218	ACT4818	ACT5218
7 – 20 mm	20 mm	ACT2020	—	ACT2720	ACT3020	ACT3120	ACT3220	ACT3820	—	—	—

Quad Shaping Drills (QSDs) for Tapered Implants

Features include:

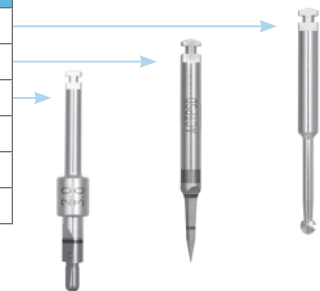
- Quad Shaping Drills use stepped depth marks for accuracy in creating the osteotomy
- QSDs have end cutting ability
- QSDs are color-coded for platform recognition

Drill Lengths	3.25 mmD	4 mmD	5 mmD	6 mmD
8.5 mm	QSD3285	QSD485	QSD585	QSD685
10 mm	QSD3210	QSD410	QSD510	QSD610
11.5 mm	QSD3211	QSD411	QSD511	QSD611
13 mm	QSD3213	QSD413	QSD513	QSD613
15 mm	QSD3215	QSD415	QSD515	QSD615



Miscellaneous Drills

Description		Reusable
Round Drill, 2 mm	DR100	RD100
ACT Pointed Starter Drill	—	ACTPSD
Pilot Drill, 2-3 mm	DP100	PD100
Countersink Drill - Certain 4.1 mm	—	ICD100
Countersink/Pilot Drill, 5 mm	DC500	CD500
Countersink/Pilot Drill, 6 mm	DC600	CD600



D = Diameter

Single-Patient Surgical Drills

Site Preparation Technologies

Single Patient Initiating and Countersink Drills

Description	Item#
Single Patient Round Drill 2 mmD	SPRD100
Single Patient ACT® Pointed Starter Drill	SPACTPSD
Single Patient Pilot Drill 2-3 mmD	SPPD100
Single Patient Countersink Drill, 4 mmD	SPICD100
Single Patient Countersink Drill, 5 mmD	SPCD500
Single Patient Countersink Drill, 6 mmD	SPCD600

Single Patient Quad Shaping Drills

Drill Lengths	3.25 mmD	4 mmD	5 mmD	6 mmD
8.5 mm	SPQSD3285	SPQSD485	SPQSD585	SPQSD685
10 mm	SPQSD3210	SPQSD410	SPQSD510	SPQSD610
11.5 mm	SPQSD3211	SPQSD411	SPQSD511	SPQSD611
13 mm	SPQSD3213	SPQSD413	SPQSD513	SPQSD613
15 mm	SPQSD3215	SPQSD415	SPQSD515	SPQSD615

Single Patient ACT Twist Drills

Implant Lengths	Drill Lengths	2 mmD	2.75 mmD	3 mmD	3.15 mmD	3.25 mmD	3.85 mmD	4.25 mmD	4.85 mmD	5.25 mmD
7 – 8.5 mm	8.5 mm	—	—	—	—	—	—	SPACT4285	SPACT4885	SPACT5285
7 – 10 mm	10 mm	SPACT2010	SPACT2710	SPACT3010	SPACT3110	SPACT3210	SPACT3810	—	—	—
7 – 13 mm	13 mm	—	—	—	—	—	—	SPACT4213	SPACT4813	SPACT5213
7 – 15 mm	15 mm	SPACT2015	SPACT2715	SPACT3015	SPACT3115	SPACT3215	SPACT3815	—	—	—
7 – 18 mm	18 mm	—	—	—	—	—	—	SPACT4218	SPACT4818	SPACT5218
7 – 20 mm	20 mm	SPACT2020	SPACT2720	SPACT3020	SPACT3120	SPACT3220	SPACT3820	—	—	—



Bone Taps

Site Preparation Technologies

Dense Bone Taps for Parallel Walled Implants



Implant Lengths	3.25 mmD	4 mmD	5 mmD	6 mmD
8.5 – 18 mm	MTAP1 (18 mmL)	—	—	—
8.5 – 18 mm	MTAP2 (27 mmL)	—	—	—
7 – 10 mm	—	TAP410	—	—
7 – 13 mm	—	TAP413	—	—
7 – 20 mm	—	TAP420	—	—
6.5/7 – 8.5 mm	—	—	XTAP58S	XTAP68S
6.5/7 – 13 mm	—	—	XTAP53S	XTAP63S
6.5/7 – 18 mm	—	—	XTAP518S	XTAP618S

Dense Bone Taps for Tapered Implants



Implant Lengths	3.25 mmD	4 mmD	5 mmD	6 mmD
8.5 mm	NTAP3285	NTAP485	NTAP585	NTAP685
10 mm	NTAP3210	NTAP410	NTAP510	NTAP610
11.5 mm	NTAP3211	NTAP411	NTAP511	NTAP611
13 mm	NTAP3213	NTAP413	NTAP513	NTAP613
15 mm	NTAP3215	NTAP415	NTAP515	NTAP615

NTAPK

Dense Bone Tap Kit

NOTE: Kit includes all of the Dense Bone Taps listed above.



Tapered Implant Depth Indicators

Features include:

- Tapered Implant Depth Indicators (NTDIs) verify the position of the implant platform prior to placement
- NTDIs are color-coded for platform recognition



Also available in a kit:

NTDIK Depth/Direction Indicator Kit

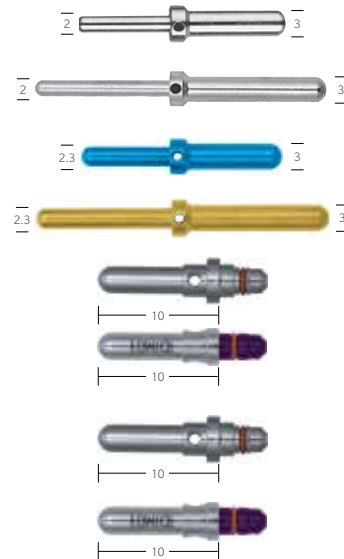
NOTE: Kit includes all of the indicators listed to the left.



Implant Lengths	3.25 mmD	4 mmD	5 mmD	6 mmD
8.5 mm	NTDI3285	NTDI485	NTDI585	NTDI685
10 mm	NTDI3210	NTDI410	NTDI510	NTDI610
11.5 mm	NTDI3211	NTDI411	NTDI511	NTDI611
13 mm	NTDI3213	NTDI413	NTDI513	NTDI613
15 mm	NTDI3215	NTDI415	NTDI515	NTDI615

Direction Indicators

Description	Item No.
2 mm/3 mmD x 10 mmL	DI100
2 mm/3 mmD x 15 mmL	DI200
2.3 mm/3 mmD x 10 mmL, Anodized Blue	DI2310
2.3 mm/3 mmD x 15 mmL, Anodized Gold	DI2315
Certain Direction Indicator Kit	IDIKT
Certain Direction Indicator for 4 mmD, 5 mmD, and 6 mmD Implants	IDI001
Certain Direction Indicator for 3.25 mmD Implants	IDIM01



Bone Profilers for Certain/External Hex Connection Implant Systems*

Restorative Platform	Emergence Profile	Certain Connection	External Hex Connection
3.4 mm	3.8 mm	BPC3438	BPX3438
	5.0 mm	BPC3450	BPX3450
4.1 mm	5.0 mm	BPC4050	BPX4050
	6.0 mm	BPC4060	BPX4060
	7.5 mm	BPC4075	BPX4075
5.0 mm	5.5 mm	BPC5055	BPX5055
	6.0 mm	BPC5060	BPX5060
	7.5 mm	BPC5075	BPX5075
6 mm	6.8 mm	BPC6068	BPX6068
	7.5 mm	BPC6075	BPX6075



Note: For Certain and External Hex Encode Healing Abutments

Bone Profilers for Certain/External Hex Connection Low Profile Abutments*

Restorative Platform	Certain Low Profile Abutments	External Hex Low Profile Abutments
3.4 mm	BPCLP34	BPXLP34
4.1 mm	BPCLP40	BPXLP40
5.0 mm	BPCLP50	BPXLP50



*Bone Profilers can be used with a contra-angle handpiece or manually. To use manually, please order the Low Torque Indicating Ratchet Wrench Standard ISO 1797 Adapter [item# C9980].

Tapered Osteotomes

Available in straight and angled designs for use with Tapered Implants

Description	Item No.
Straight Osseotite Tapered Osteotome Kit	NTOST0
Angled Osseotite Tapered Osteotome Kit	NTOST0A
Straight Osseotite Tapered, 3.25 mmD Osteotome	NTOST3
Straight Osseotite Tapered, 4 mmD Osteotome	NTOST4
Straight Osseotite Tapered, 5 mmD Osteotome	NTOST5
Straight Osseotite Tapered, 6 mmD Osteotome	NTOST6
Angled Osseotite Tapered, 3.25 mmD Osteotome	NTOST3A
Angled Osseotite Tapered, 4 mmD Osteotome	NTOST4A
Angled Osseotite Tapered, 5 mmD Osteotome	NTOST5A
Angled Osseotite Tapered, 6 mmD Osteotome	NTOST6A
Straight Osseotite Tapered Osteotome Tray	NTOSTTRS
Angled Osseotite Tapered Osteotome Tray	NTOSTTRA



Summers Osteotomes

Available for use with Parallel Walled Implants

Description	Item No.
Summers Osteotome Kit #1-4	OST00
Summers Osteotome Kit #1-5	OST10
Summers Osteotome Kit #1-5, FS	OST20
Summers Osteotome #1	OST01
Summers Osteotome #2	OST02
Summers Osteotome #3	OST03
Summers Osteotome #4	OST04
Summers Osteotome #5	OST05
Summers Osteotome for Future Site	OSTFS
Summers Osteotome System Tray	OSTTR



Trephine Burs


Description	Item No.
Trephine Bur, 2 mm Inside Diameter/3 mm Outside Diameter	TRE02
Trephine Bur, 4 mm Inside Diameter/5 mm Outside Diameter	TRE04
Trephine Bur, 5 mm Inside Diameter/6 mm Outside Diameter	TRE05
Trephine Bur, 6 mm Inside Diameter/7 mm Outside Diameter	TRE06
Trephine Bur, 8 mm Inside Diameter/9.3 mm Outside Diameter	TRE08



Miscellaneous Instrumentation

Site Preparation Technologies

Description	Item No.
Implant Depth Gauge	DP020
Ratchet Extension, 6 mmL	IRE100U
Ratchet Extension, 15 mmL	IRE200U
Titanium Elevator	TE003
L-TIRW Standard ISO 1797 Adapter	C9980
Tissue Measuring Post	TMP80








H-TIRW High Torque Indicating Ratchet Wrench*

Features include:

- The H-TIRW doubles as a conventional ratchet wrench to place implants and as a torque indicator to provide a visual assessment of torque
- Clearly indicates forward and reverse torque of 50-90 Ncm without the need for additional components
- Does not require lubrication or periodic re-calibration. Calibration may be checked by verifying that the arrow is positioned at the first scale mark (0 Ncm)
- Consisting of only two parts, the H-TIRW is easy to prepare for sterilization



* L-TIRW, H-TIRW, and L-TIWRK are manufactured by Elos Medtech AB and distributed by ZimVie Dental.

Description		Item No.	
ACT Drill Extension		ACTDE	
Certain Implant Placement Driver Tip - Long		IIPDTUL	
Certain Implant Placement Driver Tip - Short		IIPDTUS	
Gelb Radiographic Depth Gauge Kit - 2 mmD		XDG00	
includes:	2 mmD x 13 mmL	XDG13	
	2 mmD x 20 mmL	XDG20	
Gelb Radiographic Depth Gauge Kit - 2.3 mmD		XDG01	
includes:	2.3 mmD x 13 mmL	XDG2313	
	2.3 mmD x 20 mmL	XDG2320	
Handpiece Connector		MDR10	
Tissue Punch, 4.1 mm		TE003	
Tissue Punch, 5 mm		TP005	
Tissue Punch, 6 mm		TP006	

ISRT10N Certain Screw Removal Tools Kit

Features include:

- Extract broken abutment screws from Certain Implants
- Streamlined kit configuration
- Enhanced Extraction Tool durability
- Waxing Screw/Guide Pin verifies the internal threads of the implant
- Up to 15 uses

Certain Drill Guide Handle	ISRT05N	
Certain Screw Removal Extraction Tool	ISRT06N	
Manual Reversing Drill	USRT07	
Certain Waxing Screw/Guide Pin	IWSU30	

D = Diameter • L = Length

Digital Treatment Solutions

Patient-Specific Technologies

Encode Impression System

The Encode Emergence Impression System combines the easy, efficient, and proven Encode technology with contemporary emergence profile designs, intuitive codes, and pink matte appearance. Eliminate the healing abutment and impression coping or scan body swapping process, while delivering soft tissue healing with more natural emergence profile. Patients have a better experience and a beautiful aesthetic outcome as compared to traditional procedures with impression copings.



Encode Emergence Healing Abutment

Efficient Workflow for the Entire Team

The process is simplified with the Encode Emergence Healing Abutment.

Surgeon

- Efficient, streamlined interoffice processes simplify treatment for the referring dentist.
- Cutting-edge technologies create an improved and more simple treatment process, differentiating the practice to referring dentists and more importantly, to patients.
- The Encode Emergence Impression System makes it easier for your referral base and may increase treatment acceptance.



Laboratory

- Potential new customers may lead to increased crown and bridge business.
- There is no need to create a cast, which results in less steps in the treatment process, reducing overhead.
- This unique branding opportunity may grow the volume of your business.



The Results: A Highly Aesthetic Definitive CAD/CAM Abutment and Versatile Flex and Express Ti-Bases

Restorative Clinician

- Comfort: There is no need to use impression copings, resulting in a less invasive impression procedure for more comfort.
- Fewer Visits: The intraoral scan can be taken by the specialist at the surgical release visit, eliminating a restorative appointment and resulting in less visits to the dentist's office.
- Aesthetic Outcomes: Restorations designed specifically for the patient for better aesthetic outcomes.



Healing Abutments

Restorative Components

Encode Emergence


Restorative Platform	Emergence Profile	Height		
		3 mmH	5 mmH	7 mmH
3.4 mmD	3.8 mmP	IEEHA343	IEEHA345	IEEHA347
	5.0 mmP	IEEHA353	IEEHA355	IEEHA357
4.1 mmD	4.1 mmP	IEEHA443	IEEHA445	IEEHA447
	5.0 mmP	IEEHA453	IEEHA455	IEEHA457
	6.0 mmP	IEEHA463	IEEHA465	IEEHA467
5.0 mmD	5.0 mmP	IEEHA553	IEEHA555	IEEHA557
	6.0 mmP	IEEHA563	IEEHA565	IEEHA567
	7.5 mmP	IEEHA573	IEEHA575	IEEHA577
6.0 mmD	6.0 mmP	IEEHA663	IEEHA665	—
	6.8 mmP	IEEHA6683	IEEHA6685	—
	7.5 mmP	IEEHA673	IEEHA675	—



Dimples on the occlusal provide scanner information for abutment design.

Encode

Restorative Platform	Emergence Profile	Collar Height			
		3 mmH	4 mmH	6 mmH	8 mmH
3.4 mmD	3.8 mmP	IEHA343	IEHA344	IEHA346	IEHA348
	5 mmP	IEHA353	IEHA354	IEHA356	IEHA358
4.1 mmD	4.1 mmP	IEHA443	IEHA444	IEHA446	IEHA448
	5 mmP	IEHA453	IEHA454	IEHA456	IEHA458
5 mmD	6 mmP	IEHA463	IEHA464	IEHA466	IEHA468
	5.6 mmP	IEHA553	IEHA554	IEHA556	IEHA558
6 mmD	6 mmP	IEHA563	IEHA564	IEHA566	IEHA568
	6.8 mmP	IEHA663	IEHA664	IEHA666	IEHA668



Occlusal markings provide scanner information for abutment design.

Color-Coding

Certain Implants and interfacing components are color-coded by restorative platform diameter for easy identification and selection.



EP One-Piece

Restorative Platform	Emergence Profile	Collar Height				
		2 mmH	3 mmH	4 mmH	6 mmH	8 mmH
3.4 mmD	3.4 mmP	ISMHA32	ISMHA33	ISMHA34	ISMHA36	—
	3.8 mmP	IMHA32	IMHA33	IMHA34	IMHA36	—
	5 mmP	IMHA352	IMHA353	IMHA354	IMHA356	—
4.1 mmD	4.1 mmP	ISHA42	ISHA43	ISHA44	ISHA46	ISHA48
	5 mmP	ITHA52	ITHA53	ITHA54	ITHA56	ITHA58
	6 mmP	—	ITHA63	ITHA64	ITHA66	ITHA68
5 mmD	5 mmP	ISWHA52	ISWHA53	ISWHA54	ISWHA56	ISWHA58
	5.6 mmP	IWTH52	IWTH53	IWTH54	IWTH56	IWTH58
	6 mmP	IWTH562	IWTH563	IWTH564	IWTH566	IWTH568
6 mmD	6 mmP	ISWHA62	ISWHA63	ISWHA64	ISWHA66	ISWHA68
	6.8 mmP	IWTH62	IWTH63	IWTH64	IWTH66	IWTH68



EP (Emergence Profile)



Provisional Restorations


Restorative Components

PreFormance Posts*

Material: PEEK: Titanium Alloy Connection

Indications:

- Single- and multiple-unit cement-retained provisional restorations
- Minimum interarch space of 7 mm
- Maximum angulation of 15°
- Intraoral use limited to 180 days
- Immediate nonocclusal loading of single-unit provisional restorations
- Multiple-unit restorations will require an evaluation of occlusal forces in lateral and protrusive excursions and masticatory forces to minimize the load on the provisional restorations
- Guided soft-tissue healing of single and multiple-unit restorations of integrated implants



Restorative Platform	Emergence Profile	Collar Height			
		4 mmH		6 mmH	
		Straight	15° Pre-Angled	Straight	15° Pre-Angled
3.4 mmD	3.8 mmP	IMPFP34	IMPAPF34	IMPFP36	IMPAPF36
	5 mmP	IMPFP354	IMPAPF354	IMPFP356	IMPAPF356
4.1 mmD	5 mmP	IPFP454	IPAPF454	IPFP456	IPAPF456
5 mmD	5 mmP	IWFPF554	IPAPF554	IWFPF556	IPAPF556
6 mmD	6 mmP	IWFPF664	IPAPF664	IWFPF666	IPAPF666

Temporary Cylinders*

Indications:

- Single- and multiple-unit screw-retained provisional restorations
- Minimum interarch space of 6 mm
- Maximum angulation of 15°
- Intraoral use limited to 180 days for the PreFormance Temporary Cylinders
- Immediate nonocclusal loading of single-unit provisional restorations
- Multiple-unit restorations will require an evaluation of prosthesis support to minimize the load on the provisional abutments
- Occlusal loading of single- and multiple-unit restorations of integrated implants for guided tissue healing

PreFormance Temporary Cylinders

Material: PEEK - Titanium Alloy Connection

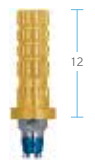
Restorative Platform	Description	
	Hexed	Non-Hexed
3.4 mmD	IMPFTC34	IMPFTC32
4.1 mmD	IPFTC41	IPFTC42
5 mmD	IWPFTC51	IWPFTC52
6 mmD	IWPFTC61	IWPFTC62



Titanium Temporary Cylinders

Material: Titanium Alloy Connection

Restorative Platform	Description	
	Hexed	Non-Hexed
3.4 mmD	IMMTCS1	—
4.1 mmD	IITCS41	IITCS42
5 mmD	IWTCS51	IWTCS52
6 mmD	IWTCS61	IWTCS62



*All Provisional Abutments (PreFormance Posts and Temporary Cylinders) include the corresponding Titanium Hexed Screw.

D = Diameter • P = Emergence Profile • H = Collar Height

Definitive Restorations

Restorative Components

CAD/CAM Restorations

Patient-Specific Abutments

Material: Titanium or Titanium with Nitride Coating

Indications:

- Single-unit custom abutments
- Cement and screw-retained restorations
- For aesthetic restorations

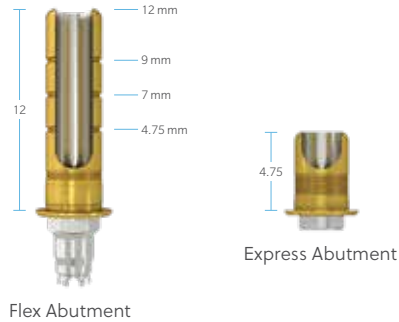


Express and Flex Abutments

Material: Titanium with Titanium Nitride Coating

Indications:

- Single- and multi-unit CAD/CAM restorations
- Cement- or Screw-retained restorations
- Angled Screw-Channel up to 20° restorations



Seating Surface	Certain Express		Certain Flex	
	Hexed	Non-Hexed	Hexed	Non-Hexed
3.4 mm	IE351	IE352	IF3121	IF3122
4.1 mm	IE451	IE452	IF4121	IF4122
5 mm	IE551	IE552	IF5121	IF5122
6 mm	IE651	IE652	IF6121	IF6122

Express and Flex Abutment Components

Angled Screw Channel Driver Tips*

Length	Item No.
24 mm	ASCDT24
30 mm	ASCDT30



*Requires the use of Low Torque Indicating Ratchet Wrench Standard ISO 1797 Adapter [C9980](#)


Castable Restorations

UCLA Abutments

Material: Machined Gold Alloy Cylinder With Plastic Unitube

Indications:

- Cement- and screw-retained restorations
- Single- and multi-unit restorations
- Laboratory fabricated custom abutments
- Minimum interarch space of 6 mm
- For aesthetic restorations when tissue is limited
- Maximum angulation correction of 30°



Description	Material	3.4 mmD	4.1 mmD	5 mmD	6 mmD
Hexed	Gold	IMUCG1C*	IGUCA1C*	IWGA51C*	IWGA61C*
Non-Hexed (With Gold-Tite® Large Diameter Screw)	Gold	IMUCG2C	IGUCA2C	IWGA52C	IWGA62C
Non-Hexed (With Ti Large Diameter Screw)	Gold	IMUCG2T	IGUCA2T	IWGA52T	IWGA62T
Non-Hexed (With Gold-Tite Large Diameter Screw)	Castable	IMUCC2C**	IUNAB2C**	IWPC52C**	IWPC62C**
Non-Hexed (With Ti Large Diameter Screw)	Castable	MUCC2T**	IUNAB2T**	IWPC52T**	IWPC62T**

* UCLA Gold Hexed Abutments do not include the screw. The final Gold-Tite Screw (IUNIHG) or the Titanium Screw (IUNIHT) must be ordered separately.

** Not available in the U.S.

Gold Alloy Cylinder Formulation	
Melting Range	1400–1490°C (2550–2710°F)
Solidus	1400°C
Liquidus	1490°C
CTE	12.2 x 10 ⁻⁶ °K at 500°C

Gold Alloy Cylinder Melting Temperatures		
	Fahrenheit	Celsius
Melting Range	2552-2732°F	1400-1500°C
Solidus	2552-2579°F	1400-1415°C
Liquidus	2714-2732°F	1490-1500°C
CTE	12.2 x 10 ⁻⁶ °K at 932°F	12.2 x 10 ⁻⁶ °K at 500°C

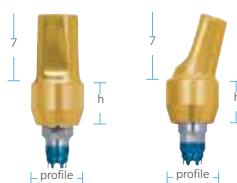
Cement-Retained Restorations

GingiHue Posts

Material: Titanium Alloy

Indications:

- Single- and multiple-unit porcelain fused-to-metal restorations
- Areas of thin tissue where gingival discoloration is possible
- Preparable to follow gingival contours
- Conventional crown and bridge procedures
- Maximum angulation correction of 15°
- Minimum interarch space of 7 mm



Restorative Platform	Emergence Profile	Collar Height			
		2 mmH		4 mmH	
		Straight	15° Pre-Angled	Straight	15° Pre-Angled
3.4 mmD	3.8 mmP	IMAP32G	IMPAP32G	IMAP34G	IMPAP34G
	5 mmP	IMAP352G	IMPAP352G	IMAP354G	IMPAP354G
4.1 mmD	5 mmP	IAPP452G	IPAP452G	IAPP454G	IPAP454G
	6 mmP	IAPP462G	IPAP462G	IAPP464G	IPAP464G
5 mmD	5 mmP	IWPP552G	IPAP552G	IWPP554G	IPAP554G
	6 mmP	IWPP562G	IPAP562G	IWPP564G	IPAP564G
6 mmD	6 mmP	IWPP662G	IPAP662G	IWPP664G	IPAP664G

D = Diameter • P = Emergence Profile • H = Collar Height

GingHue Post and UCLA Abutment Components

Pick-Up Impression Coping*

Restorative Platform	Emergence Profile	Item No.
3.4 mm	3.4 mm	IMIC30
	3.8 mm	IMIC33
	5 mm	IMIC35
4.1 mm	4.1 mm	IIC41 IIC42 (non-hexed)
	5 mm	IIC12
	6 mm	IIC60
	7.5 mm	IIC75
5 mm	5 mm	IWIP50
	5.6 mm	IWIP55
	6 mm	IWIP56
6 mm	7.5 mm	IWIP57
	6 mm	IWIP60
	6.8 mm	IWIP66
	7.5 mm	IWIP67



Twist Lock™ Impression Coping**

Restorative Platform	Emergence Profile	Item No.
3.4 mm	3.8 mm	IMIT33
	5 mm	IMIT35
4.1 mm	4.1 mm	IIC44
	5 mm	IIC45
	6 mm	IIC46
5 mm	7.5 mm	IIC47
	5 mm	IWIT50
	5.6 mm	IWIT55
6 mm	6 mm	IWIT56
	7.5 mm	IWIT57
	6 mm	IWIT60
	6.8 mm	IWIT66
	7.5 mm	IWIT67



Laboratory Analog

Restorative Platform	Item No.
3.4 mmD	IMMILA
4.1 mmD	IILA20
5 mmD	IILAW5
6 mmD	IILAW6



Additional Components

Description	Item No.
Gold-Tite Screw	IUNIHG
Try-In Screws (5-pack)	IUNITS
Laboratory Abutment Holder	ILTAH57



*Requires the use of Hex Driver PHD02N, PHD03N or Driver Tip IHX1.2D, IXL1.2D, RASH3N, RASH8N

**Requires the use of Impression Coping Driver ICD00


Screw-Retained Restorations

Low Profile Abutments

Material: Titanium Alloy







Indications:

- Single- and multiple-unit screw-retained restorations
- Minimum interarch space of 7.5 mm
- Minimum tissue height of 1 mm
- Angle correction up to 30°



Restorative Platform	Collar Height	Straight (Non-Hexed)	Straight (Hexed)	17° Pre-Angled (Hexed)	30° Pre-Angled (Hexed)
3.4 mmD	1 mm	ILPC341U	ILPC341	—	—
	2 mm	ILPC342U	ILPC342	ILPAC3217	—
	3 mm	ILPC343U	ILPC343	—	ILPAC3330
	4 mm	ILPC344U	ILPC344	ILPAC3417	—
	5 mm	—	—	—	ILPAC3530
4.1 mmD	1 mm	ILPC441U	ILPC441	—	—
	2 mm	ILPC442U	ILPC442	ILPAC4217	—
	3 mm	ILPC443U	ILPC443	—	ILPAC4330
	4 mm	ILPC444U	ILPC444	ILPAC4417	—
	5 mm	—	—	—	ILPAC4530
5 mmD	1 mm	ILPC541U	ILPC541	—	—
	2 mm	ILPC542U	ILPC542	ILPAC5217	—
	3 mm	ILPC543U	ILPC543	—	ILPAC5330
	4 mm	ILPC544U	ILPC544	ILPAC5417	—
	5 mm	—	—	—	ILPAC5530

Low Profile Abutment Components

Description	4.8 mm Restorative Platform	Description	4.8 mm Restorative Platform
Pick-Up Impression Coping (hexed) 	LPCPIC1	Gold Cylinder (hexed)	LPCGC1
Pick-Up Impression Coping (non-hexed) 	LPCPIC2	Gold Cylinder (non-hexed)	LPCGC2
Twist Lock Impression Coping (hexed) 	LPCTIC1	Castable Cylinder (hexed)	LPCCC1
Twist Lock Impression Coping (non-hexed) 	LPCTIC2	Castable Cylinder (non-hexed)	LPCCC2
QuickBridge® Impression Coping	LPCRIC	Laser Welded Cylinder	LPCTUCA
Laboratory Analog	LPCLA	Waxing Screw	LPCWS
Temporary Cylinder (hexed)	LPCTC1	Retaining Screw 	LPCGSH, LPCTSH
Temporary Cylinder (non-hexed)	LPCTC2	Lapping Tool	LPCAMI
Healing Cap 	LPCHC	Polishing Protector	LPCPP
PreFormance Temp. Cylinder (hexed)	LPCPTC1	Abutment Compatibility	
PreFormance Temp. Cylinder (non-hexed)	LPCPTC2	Component	Hexed Abutment
QuickBridge	LPCQB	Hexed	No
QuickBridge Replacement Cap	LPCQBCAP	Non-Hexed	Yes
Distal Extension	LPCDE		

 = Requires the use of Hex Driver PHD02N, PHD03N or Driver Tip IHX1.2D, IXL1.2D, RASH3N, RASH8N

 = Requires the use of Impression Coping Driver ICD00

D = Diameter • P = Emergence Profile • H = Collar Height

Overdenture Restorations

OverdenSURE® Removable Attachment System

OverdenSURE Abutments

U.S. only

Seating Surface	Collar Height					
	1.0 mm	2.0 mm	3.0 mm	4.0 mm	5.0 mm	6.0 mm
3.4 mmD	ODSA-CERT301	ODSA-CERT302	ODSA-CERT303	ODSA-CERT304	ODSA-CERT305	ODSA-CERT306
4.1 mmD	ODSA-CERT401	ODSA-CERT402	ODSA-CERT403	ODSA-CERT404	ODSA-CERT405	ODSA-CERT406
5.0 mmD	ODSA-CERT501	ODSA-CERT502	ODSA-CERT503	ODSA-CERT504	ODSA-CERT505	ODSA-CERT506



Retention Kit ODSZ-RIKIT2001 not included, please order separately.

All markets outside the U.S.

Seating Surface	Collar Height					
	1.0 mm	2.0 mm	3.0 mm	4.0 mm	5.0 mm	6.0 mm
3.4 mmD	ODS-CERT301	ODS-CERT302	ODS-CERT303	ODS-CERT304	ODS-CERT305	ODS-CERT306
4.1 mmD	ODS-CERT401	ODS-CERT402	ODS-CERT403	ODS-CERT404	ODS-CERT405	ODS-CERT406
5.0 mmD	ODS-CERT501	ODS-CERT502	ODS-CERT503	ODS-CERT504	ODS-CERT505	ODS-CERT506



Retention Kit ODS-RIKIT2001 included. Available in all active geographies except the U.S.

OverdenSURE Attachments


U.S. only

Description	Item No.
Retention Kit 20° Qty 1 Set	ODSZ-RIKIT2001
Retention Kit 20° Qty 2 Sets	ODSZ-RIKIT2002
Retention Kit 40° Qty 1 Set	ODSZ-RIKIT4001
Retention Kit 40° Qty 2 Sets	ODSZ-RIKIT4002
Blue Retention Insert 20° Qty 4	ODSZ-RIB2004
Pink Retention Insert 20° Qty 4	ODSZ-RIP2004
Clear Retention Insert 20° Qty 4	ODSZ-RIC2004
Red Retention Insert 40° Qty 4	ODSZ-RIR4004
Yellow Retention Insert 40° Qty 4	ODSZ-RIY4004
Green Retention Insert 40° Qty 4	ODSZ-RIG4004



All markets outside the U.S.

Description	Item No.
Retention Kit 20° Qty 1 Set	ODS-RIKIT2001
Retention Kit 20° Qty 2 Sets	ODS-RIKIT2002
Retention Kit 40° Qty 1 Set	ODS-RIKIT4001
Retention Kit 40° Qty 2 Sets	ODS-RIKIT4002
Blue Retention Insert 20° Qty 4	ODS-RIB2004
Pink Retention Insert 20° Qty 4	ODS-RIP2004
Clear Retention Insert 20° Qty 4	ODS-RIC2004
Red Retention Insert 40° Qty 4	ODS-RIR4004
Yellow Retention Insert 40° Qty 4	ODS-RIY4004
Green Retention Insert 40° Qty 4	ODS-RIG4004



OverdenSURE Tools and Accessories


Description	Item No.
Analog (Qty. 1)	ODS-AA01
Analog (Qty. 4)	ODS-AA04
Analog (Qty. 10)	ODS-AA010
Retention Housing Cap (Qty. 1)	ODS-RH01
Retention Housing Cap (Qty. 4)	ODS-RH04
Retention Housing Cap (Qty. 10)	ODS-RH010
Impression Coping (Qty. 1)	ODS-IC01
Impression Coping (Qty. 4)	ODS-IC04
Impression Coping (Qty. 10)	ODS-IC010
Abutment Bar Attachment (Qty. 1)	ODS-BARATT01
Abutment Bar Attachment (Qty. 2)	ODS-BARATT02
Abutment Bar Attachment (Qty. 4)	ODS-BARATT04
Blockout Spacer (Qty. 20)	ODS-BS020
Abutment Driver	ODS-DRVR
Removal and Insertion Tool	ODS-IRTOOL



Screws

Restorative Components

Abutment Screws




	Gold-Tite Screw	Titanium Screw	Large Gold-Tite Screw	Large Titanium Screw
Screws	IUNIHG	IUNIHT	ILRGHG	ILRGHT
Drivers	PHD02N, PHD03N	PHD02N, PHD03N	PHD02N, PHD03N	PHD02N, PHD03N
Driver Tips	IHX1.2D, IXL1.2D, RASH3N, RASH8N	IHX1.2D, IXL1.2D, RASH3N, RASH8N	IHX1.2D, IXL1.2D, RASH3N, RASH8N	IHX1.2D, IXL1.2D, RASH3N, RASH8N
Torque	20 Ncm	20 Ncm	20 Ncm	20 Ncm
For Use With:	Hexed Express and Flex, UCLA Abutment, GingiHue Post, GingiHue Post 15°, Hexed Temporary Cylinder	UCLA Abutment, GingiHue Post, GingiHue Post 15°, Hexed Temporary Cylinder	Non -Hexed UCLA Abutment, Non-Hexed Express and Flex Abutments, Non-Hexed Temporary Cylinder, Bars	Non -Hexed UCLA Abutment, Non-Hexed Temporary Cylinder, Bars

Retaining Screws



	Low Profile Abutment Gold-Tite Screw	Low Profile Abutment Titanium Screw
Screws	LPCGSH	LPCTSH
Drivers	PHD02N, PHD03N	PHD02N, PHD03N
Driver Tips	IHX1.2D, IXL1.2D, RASH3N, RASH8N	IHX1.2D, IXL1.2D, RASH3N, RASH8N
Torque	10 Ncm	10 Ncm
For Use With:	Low Profile Abutment	Low Profile Abutment

Waxing Screws and Try-In Screws



	Laboratory Waxing Screw	Hexed Try-In Screw (5-pack)
Screws	IWSU30	IUNITS
Drivers	PHD02N, PHD03N	PHD02N, PHD03N
Driver Tips	IHX1.2D, IXL1.2D, RASH3N, RASH8N	IHX1.2D, IXL1.2D, RASH3N, RASH8N
For Use With:	Pick-Up and Impression Copings, Implant Level Laboratory Procedures	Hexed UCLA Abutment, GingiHue Post, GingiHue Post 15°

Bars and Frameworks

Restorative Components

Bars and Frameworks are created with the technology to achieve a truly passive fit. This technology does not require any wax or resin design from the technician. Because these are milled from one solid piece of lightweight titanium, the potential for weakness caused by soldering or laser welded joints is eliminated. You receive a completed superstructure ready for prosthesis processing. No polishing or retention creation necessary. ZimVie Dental can even tap holes for attachments. Copymilled Bars are also available.

DOLDER® Egg Shape Bar 



- Anterior clips allow for anterior/ posterior rotation of the overdenture
- Provides lateral stability to the overdenture

DOLDER U Shape Bar 



- Anterior clips allow for anterior/ posterior rotation of the overdenture
- Provides lateral stability to the overdenture

Hader Bar 



- Designed with clips that engage undercuts
- Provides lateral stability to the overdenture
- 4.0 mm between implants is needed for clips

Primary Bar 



- Most secure removable overdenture design
- May be used with attachments or secondary casting
- Bar can be designed with a 2° – 6° taper

Combination Primary Bar with Hader or DOLDER Designs 



- Combines a milled bar with Hader or DOLDER Designs
- Provides excellent lateral stability to the overdenture
- Bar can be designed with a 2° – 6° taper

Canada Bar 



- Fixed Hybrid bar
- Low lingual finish line
- Titanium tissue surface
- Acrylic resin is processed to the bar

Hybrid Bar Design #1



- Fixed Prosthesis
- Metal lingual
- Low buccal finish line
- Titanium tissue surface

Hybrid Bar Design #2



- Fixed Prosthesis
- Metal lingual
- Low buccal finish line
- Titanium tissue surface

Wraparound Bar



- Fixed Prosthesis
- Acrylic resin wraparound design
- Adjustments possible to accommodate for changing tissue contours
- Easy to repair and modify the acrylic resin portion of the prosthesis

Freeform Bar



- Fixed prosthesis
- Acrylic resin wraparound design

Copymilled Bar/Framework



- Ideal for both fixed and removable prosthetic designs
- Technician-fabricated resin pattern for porcelain or acrylic resin bonded to titanium

Design Features

Finish Line




Emergence Profile

Retention Holes



Implant Cylinder Extensions



Stability Struts



Retention Grooves

Ask for these design features on the Bars And Frameworks Work Order Form (ZV1200).

Mechanical Driver Kits

Restorative Components

L-TIRWK

Low Torque Indicating Ratchet Wrench Kit**




Description	Item No.	Prosthetic Driver Kit	Low Torque Indicating Kit
		NPSDK0	L-TIRWK
Narrow Posterior Hex Driver, 17 mmL	PHD02N	•	
Narrow Posterior Square Driver, 17 mmL	PSQD0N	•	
Narrow Right Angle Hex Driver Tip, 24 mmL	RASH3N	•	•
Narrow Right Angle Hex Driver Tip, 30 mmL	RASH8N	•	
Right Angle Abutment Driver Tip - Steel	RASA3	•	
Narrow Right Angle Square Driver Tip, 24 mmL	RASQ3N	•	
Narrow Right Angle Square Driver Tip, 30 mmL	RASQ8N	•	
Contra Pre-Action Handle	CATDH	•	
Prosthetic System Driver Tray	PSDT1	•	
Narrow Impression Coping Driver	ICD00	•	
Posterior Abutment Driver, 17 mmL	PAD00	•	
Standard Abutment Driver, 24 mmL	PAD24	•	
Posterior Slotted Screw Driver, 17 mmL	PSD00	•	
Standard Slotted Screw Driver, 24 mmL	PSD01	•	
Narrow Standard Slotted Square Driver, 24 mmL	PSQD1N	•	
Narrow Standard Hex Driver, 24 mmL	PHD03N	•	
Right Angle Slotted Driver Tip, 30 mmL	RASD1	•	
Low Torque Indicating Ratchet Wrench	L-TIRW**		•
Restorative Torque Tray	RTI2035TR		•

**L-TIRW and L-TIWRK are manufactured by Elos Medtech AB and distributed by ZimVie Dental.

L = Length

Drivers, Driver Tips, and Miscellaneous Restorative Products

Restorative Components



Length	Driver	Tip	Driver	Tip	Driver Only			
17 mm	PAD00	—	PHD02N	—	ICD00	—	ODS-DRVR	
24 mm	PAD24	RASA3	PHD03N	IHX1.2D, RASH3N	—	ASCDT24		
30 mm	—	—	—	IXL1.2D, RASH8N	—	ASCDT30		
For Use With:	Low Profile Abutments		Healing Abutments, Abutment Screws, Certain Cover Screws, and Retaining Screws		Twist Lock Transfer Impression Copings		Express and Flex Ti-Base abutments	OverdenSURE Abutments

Description	Item No.
Hex Driver with GemLock® Retention, Latch-lock, 1.2 mmD (0.48”), 24 mmL	IHX1.2D
Hex Driver with GemLock Retention, Latch-lock, 1.2 mmD (0.48”), 30 mmL	IXL1.2D
Lapping Tool for Castable UCLA Abutment with Guide, 3.4 mmD	IMLT150
Lapping Tool for Castable UCLA Abutment with Guide, 4.1 mmD, 5 mmD	ILT150
Reamer and Handle	IRH600
Certain QuickSeat® Activator Tool	IQSA01
Polishing Protector, UCLA Abutment, 3.4 mmD	IPPM1
Polishing Protector, UCLA Abutment, 4.1 mmD	IPPIA3
Polishing Protector, UCLA Abutment, 5 mmD	IPPIA5
Polishing Protector, UCLA Abutment, 6 mmD	IPPIA6
Polishing Protector, UCLA Abutment, 3.4 mmD, 4.1 mmD, 5mmD, 6 mmD	ILTAH57
Low Torque Indicating Ratchet Wrench*	L-TIRW
Low Torque Indicating Ratchet Wrench Kit*	L-TIRWK
Standard ISO1797 Adapter	C9980
Short ISO1797 Adapter	C9981
Prosthetic Angle Guide Kit, 15°, 25°, 35°	AG900
Tissue Measuring Post	TMP80


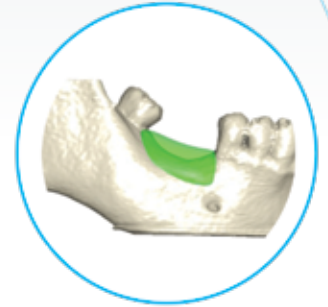


* L-TIRW and L-TIWRK are manufactured by Elos Medtech AB and distributed by ZimVie Dental.

Biomaterials Portfolio

Trusted Clinical Solutions

For comprehensive information, please see our Biomaterials Portfolio Brochure or visit ZimVie.com.



For more information, visit [ZimVie.com](https://www.zimvie.com)

ZimVie US Corp LLC
4555 Riverside Drive
Palm Beach Gardens, FL 33410
Phone: +1-561-776-6700
Fax: +1-561-776-1272
dentalCS@ZimVie.com



Unless otherwise indicated, as referenced herein, all trademarks and intellectual property rights are the property of ZimVie Inc. and its affiliates; and all products are manufactured by one or more of the dental subsidiaries of ZimVie US Corp LLC (Biomet 3i, LLC, etc.) and distributed by ZimVie US Corp LLC and its authorized marketing partners. Implantmed is manufactured by W&H Dentalwerk Bürmoos GmbH. Implantmed and W&H are registered trademarks of W&H Dentalwerk Bürmoos GmbH. Dolder is a registered trademark of Dr. Charlotte Fleischer-Dolder and Dr. Fritz Dolder. OverdenSURE is manufactured by Terrats S.L. For additional product information, please refer to the individual product labeling or instructions for use. Product clearance and availability may be limited to certain countries/regions. This material is intended for clinicians only and does not comprise medical advice or recommendations. Distribution to any other recipient is prohibited. This material may not be copied or reprinted without the express written consent of ZimVie. ZVINST0020-GLBL REV H 12/25
©2025 ZimVie Inc. All rights reserved.

